



GUJCOT TRADE ASSOCIATION

MONTHLY PRESSING REPORT May-2020

Dear All Cotton Friends,

Gujcot has collected pressing figures from all ginners and compiled data to serve whole trade. In this mission we get valuable support from many of our trade personalities. We Gujcot team is very thankful to all helping hands, who worked directly or indirectly, with their valuable support, we are able to put real time pressing figures. We thank all Gujarat Ginners for their cooperating with Gujcot team to share their pressing figures. We hope the whole Textile value Chain will be benefitted by these data and will help us in future to achieve our goal to serve our cotton trade.

Report Sponsors:

Click on Sponsor's Logo to visit Sponsor's Website





GUJCOT TRADE ASSOCIATION

MONTHLY PRESSING REPORT May-2020

Summary

- During the month of May Gujarat has pressed 6,67,196 Running Bales of Shankar 6 and 95,150 Running Bales of V-797. So, the statistical bales of 170 Kg. is 6,35,799 Bales of Shankar 6 and 90,672 Bales of V-797.
- Cumulative Pressing in running bales till 31th May is 82,58,908 Bales (Shankar-6 81,07,308 Bales, V-797 1,51,600), which is equivalent to total 78,70,254 Bales of 170 Kgs. (Shankar 77,25,788 Bales, V-797 1,44,466).
- Average pressing per day was 24,592 Running Bales and 23,435 Bales 170 Kg. for 31 days.
- During the month of May Total active ginning factories were 375 (Saurashtra 250, North Gujarat 90, Main Line 26 and Kutch 9).
- Cumulative CCI Pressing till 31st May in Gujarat is around 9.50 Lakh Bales



GUJCOT TRADE ASSOCIATION

MONTHLY PRESSING REPORT

May-2020

Gujcot Trade Association						
Gujarat Pressing Summary 31-May-2020						
2019-20	CUMULATIVE PRESSING (IN 170 Kgs)					
	May-19	Apr-20	May-20	M/M Change (In Bales)	Y/Y Change (In Bales)	Y/Y Change (In %)
Shankar 6						
Saurashtra	49,62,714	41,24,314	45,51,642	4,27,327	-4,11,072	-8.28%
North Gujarat	26,51,637	21,86,260	23,02,461	1,16,202	-3,49,176	-13.17%
Main Line	5,12,842	5,50,509	6,20,814	70,304	1,07,971	21.05%
Kutch	3,14,657	2,28,906	2,50,871	21,965	-63,786	-20.27%
Total	84,41,850	70,89,989	77,25,788	6,35,799	-7,16,063	-8.48%
V-797	2,09,967	53,794	1,44,466	90,672	-65,501	-31.20%
Total	86,51,818	71,43,783	78,70,254	7,26,471	-7,81,564	-9.03%
Remark : Daily Pressing Average 24,592 RB - 23,435 170 Kg Bales						

Pressing in Running Bales						
Zone	As On 31-May-2020 (Cumulative)			During May 2020 (Monthly)		
	Shankar-6	V 797	Total	Shankar-6	V 797	Total
Saurashtra	47,76,414	5,050	47,81,464	4,48,430	2,750	4,51,180
North Gujarat	24,16,163	1,45,050	25,61,213	1,21,940	90,900	2,12,840
Main Line	6,51,471		6,51,471	73,776		73,776
Kutch	2,63,260	1,500	2,64,760	23,050	1,500	24,550
Total	81,07,308	1,51,600	82,58,908	6,67,196	95,150	7,62,346

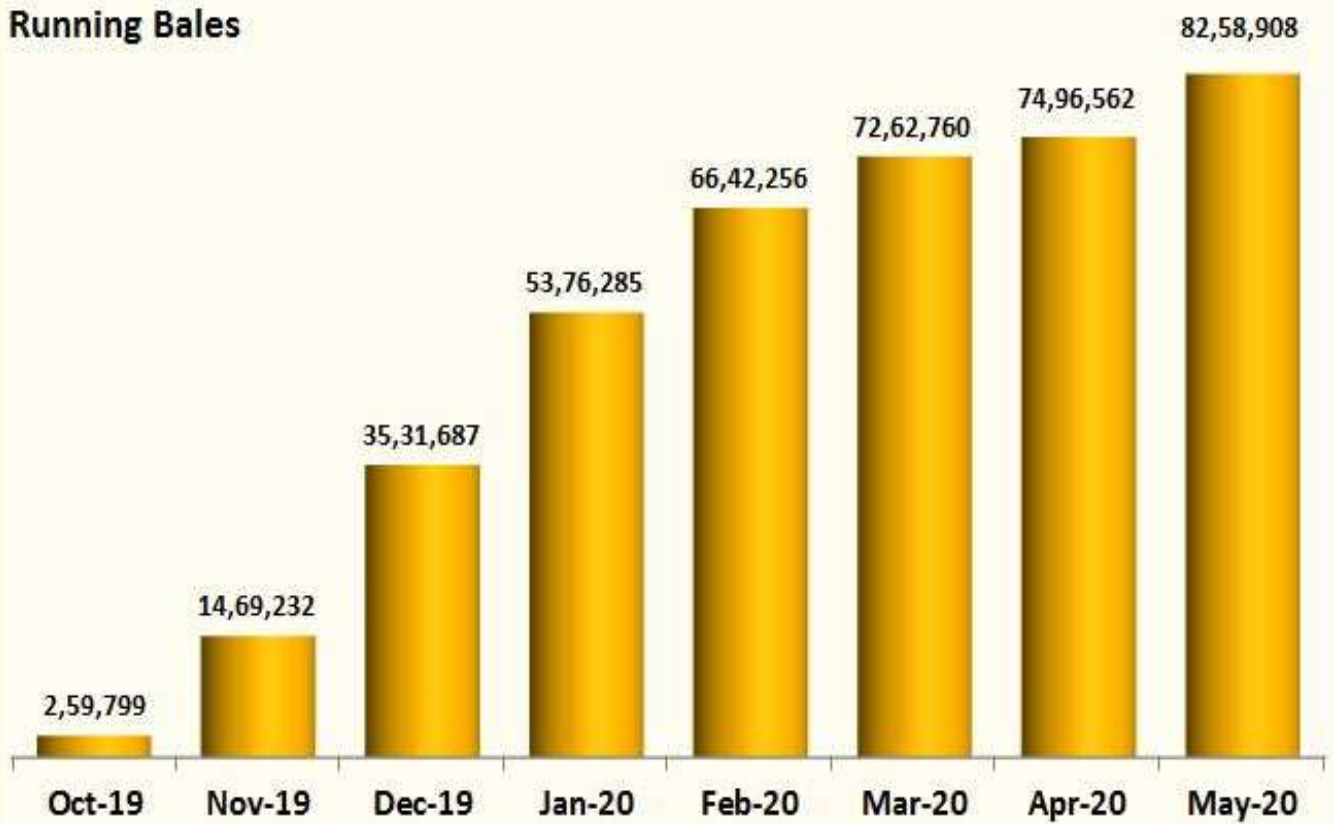


GUJCOT TRADE ASSOCIATION

MONTHLY PRESSING REPORT May-2020

Gujarat Cumulative Cotton Pressing

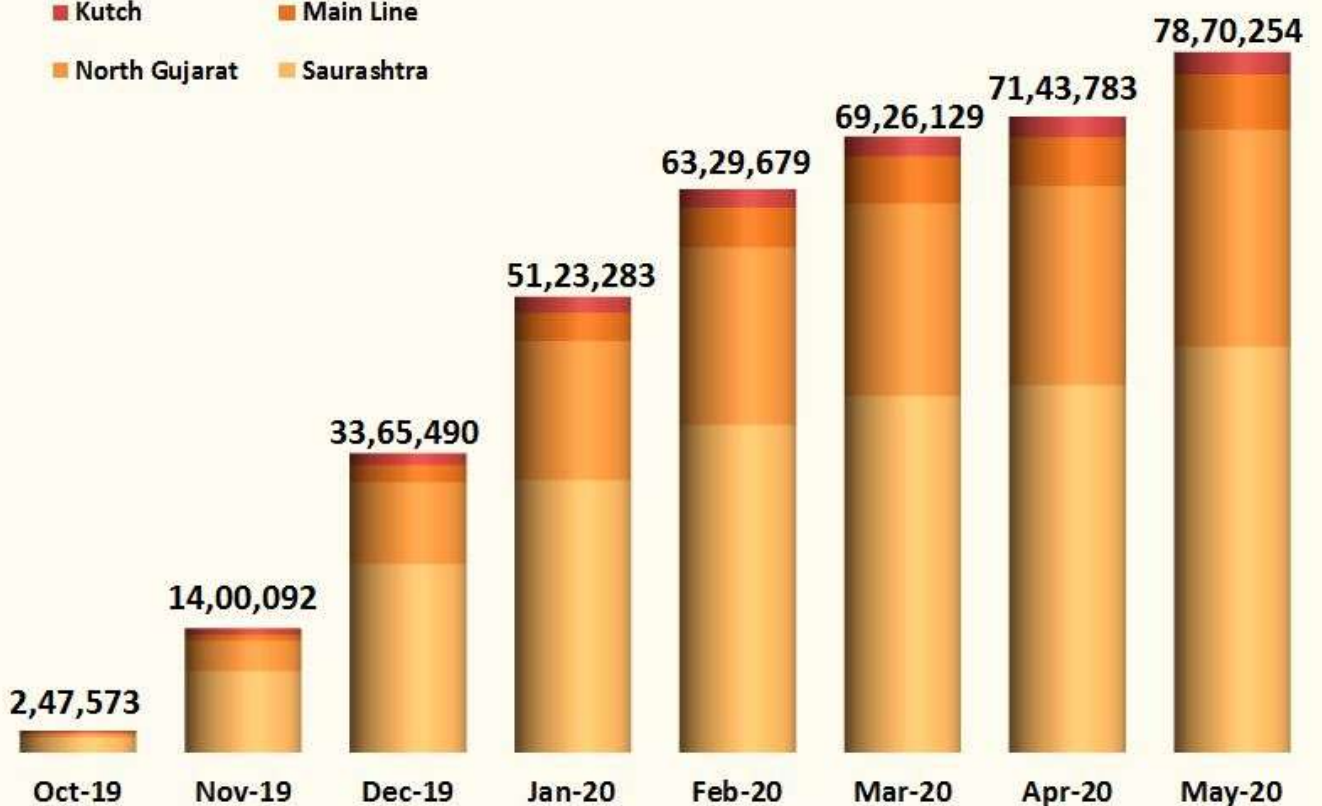
Running Bales



Gujarat Cumulative Pressing

In 170 Kg Bales

- Kutch
- Main Line
- North Gujarat
- Saurashtra

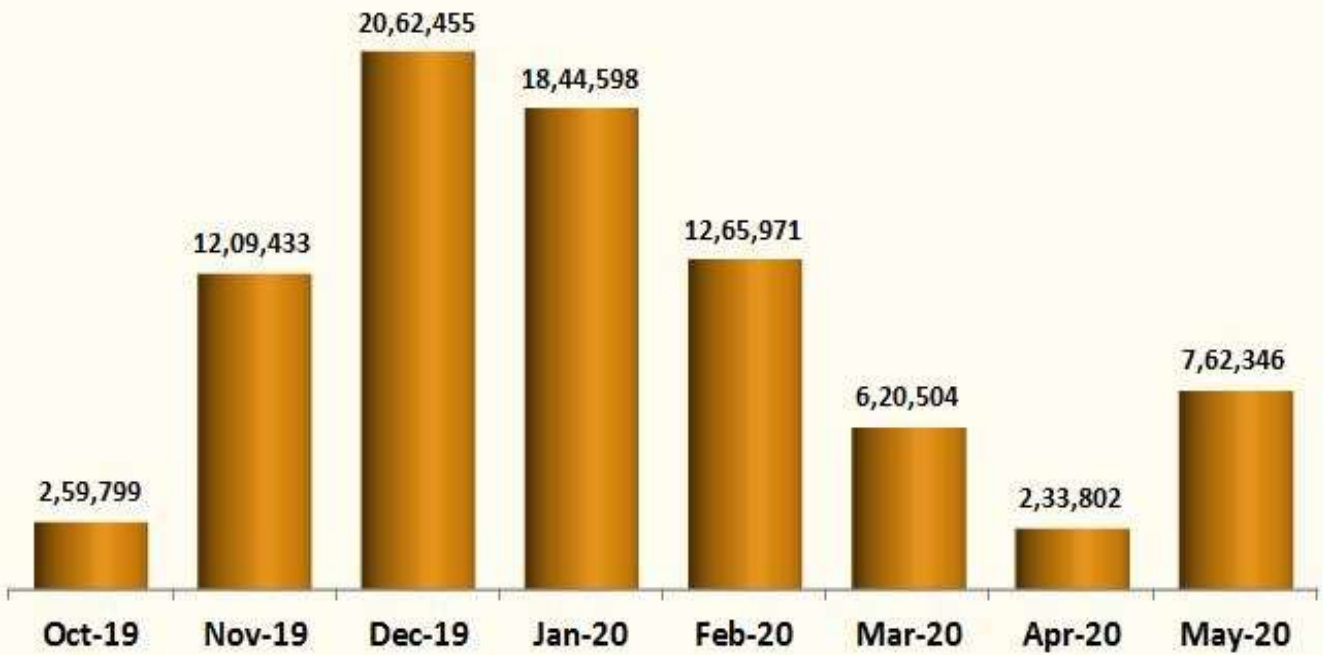




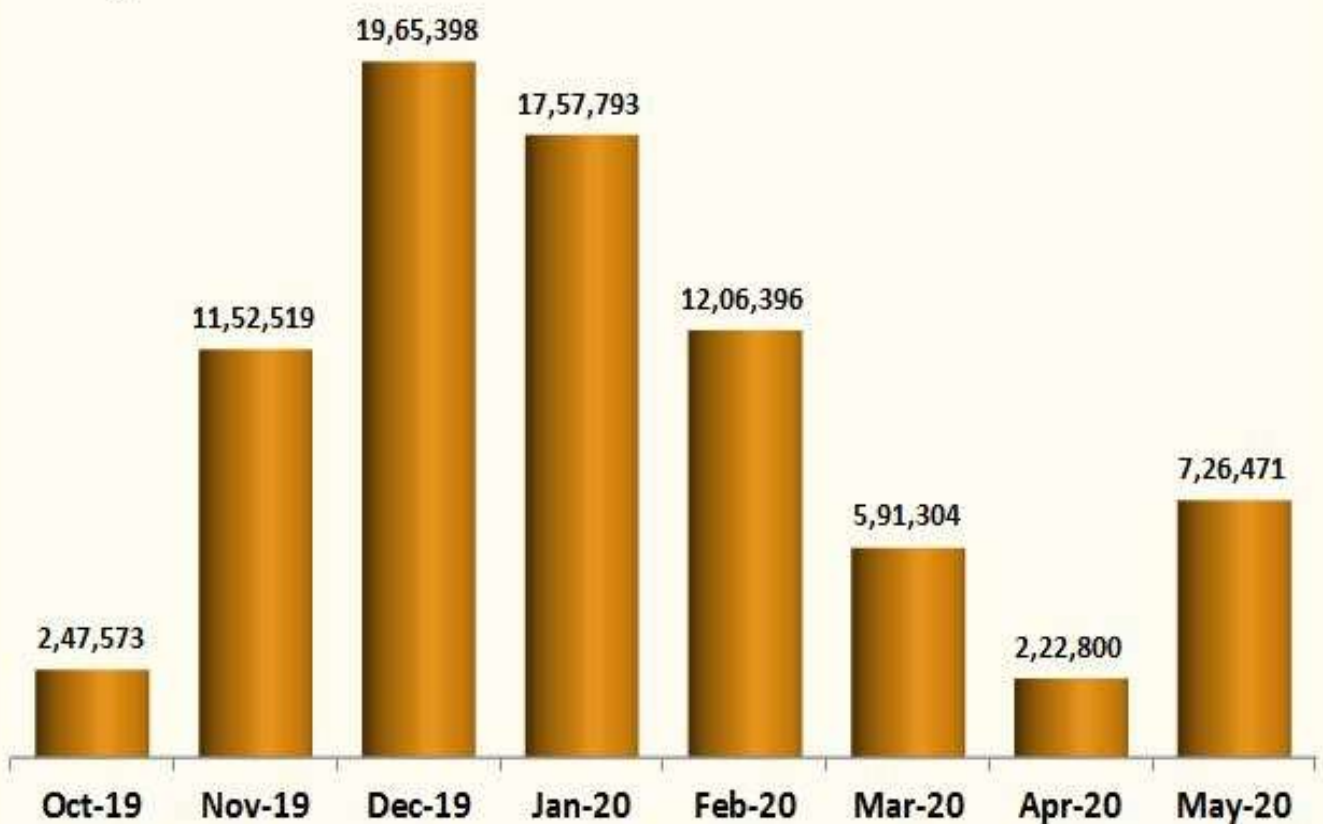
GUJCOT TRADE ASSOCIATION

MONTHLY PRESSING REPORT May-2020

**Gujarat Monthly Cotton Pressing
Running Bales**



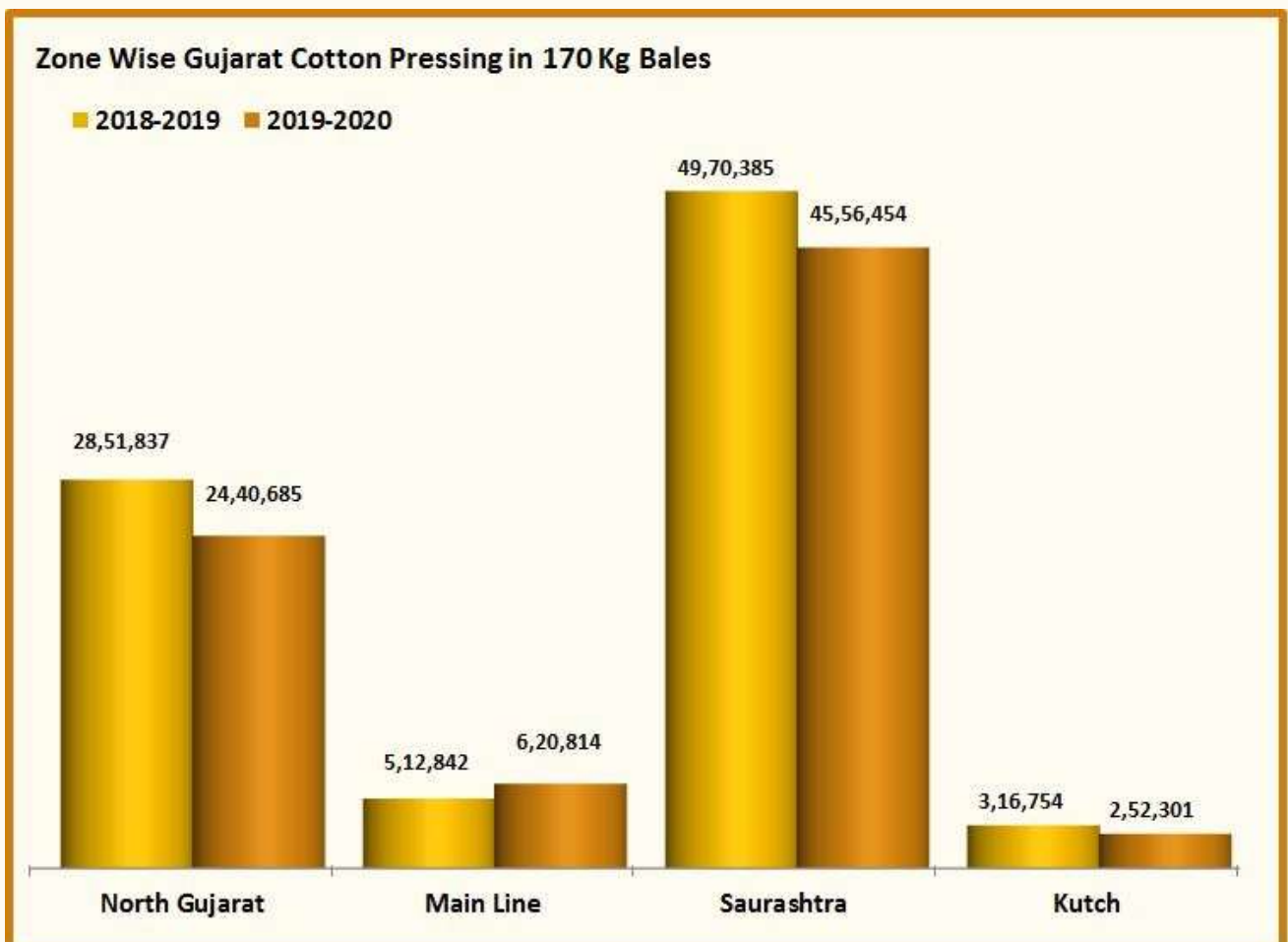
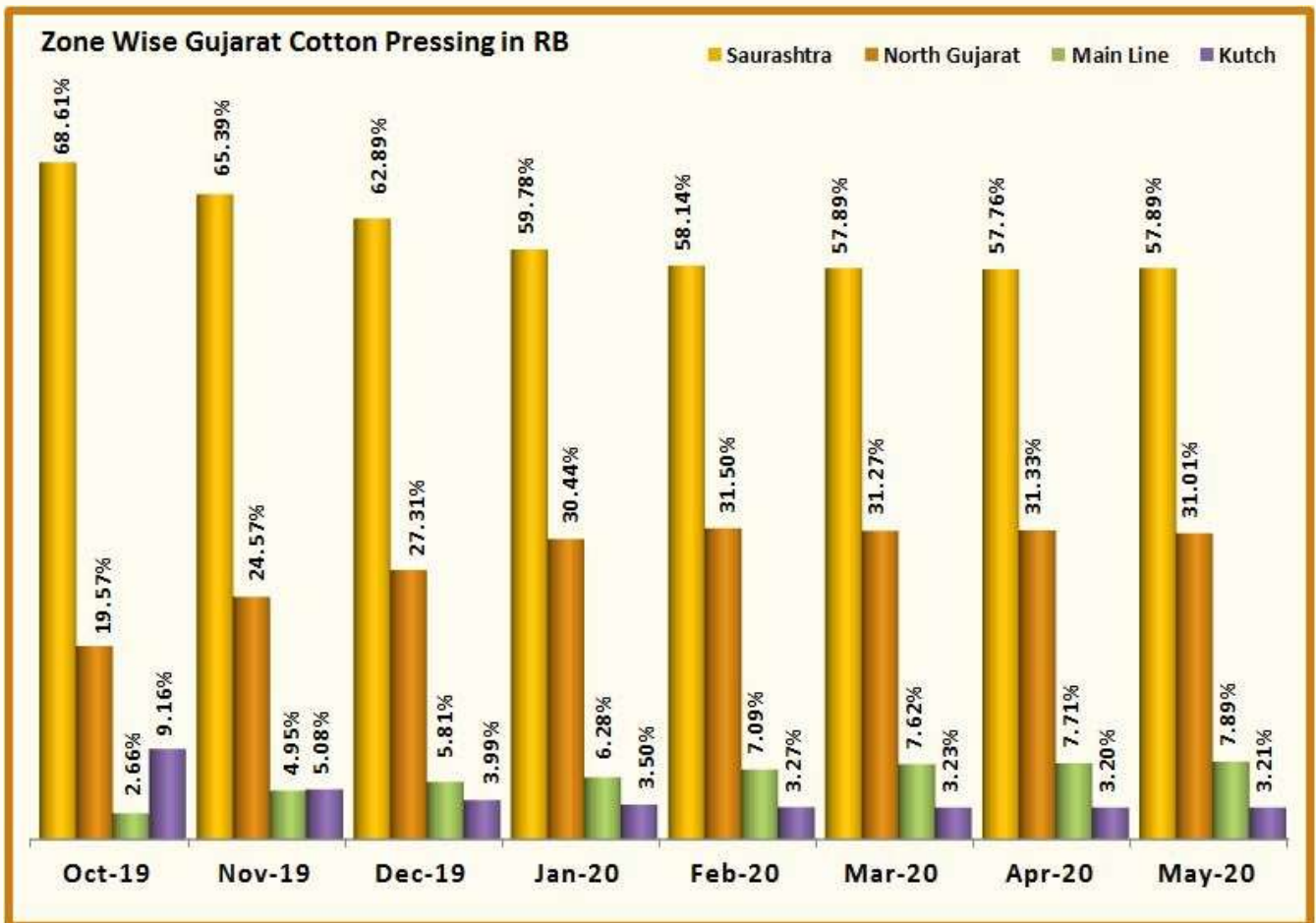
**Gujarat Monthly Cotton Pressing
170 Kg Bales**





GUJCOT TRADE ASSOCIATION

MONTHLY PRESSING REPORT May-2020





GUJCOT TRADE ASSOCIATION

MONTHLY PRESSING REPORT May-2020

Saurashtra						
Station	May-19	Apr-20	May-20	MoM Change	YoY Change	Fact. In Operation
Amreli	2,59,800	2,24,631	2,49,731	25,100	-10,069	14
Babra	2,19,700	2,46,500	2,60,700	14,200	41,000	12
Botad	4,78,000	4,33,600	4,72,700	39,100	-5,300	32
Chotila	1,16,478	96,360	1,12,005	15,645	-4,473	3
Chuda	22,908	23,500	32,000	8,500	9,092	3
Damnagar	6,300	9,000	9,000		2,700	
Dhasa	3,88,100	4,64,000	4,87,150	23,150	99,050	17
Dhoraji-Upleta	90,500	43,600	53,900	10,300	-36,600	3
Dhrangadhra-Halvad	2,56,575	2,07,500	2,25,300	17,800	-31,275	9
Gariyadhar	56,000	30,500	34,000	3,500	-22,000	4
Gondal	2,67,321	1,68,300	1,91,900	23,600	-75,421	8
Jamkandorna	15,700	18,700	19,300	600	3,600	1
Jamnagar-Falla	3,63,660	3,22,083	3,63,798	41,715	138	20
Jasdan	2,43,200	1,09,500	1,38,300	28,800	-1,04,900	9
Jetpur	54,500	36,500	41,000	4,500	-13,500	1
Kuvadava	40,500	34,300	36,700	2,400	-3,800	2
Lakhtar	30,650	27,300	31,700	4,400	1,050	5
Limbdi	60,600	45,600	51,650	6,050	-8,950	3
Mahuva	1,32,100	1,18,550	1,27,420	8,870	-4,680	6
Manavadar	2,96,875	2,04,510	2,37,110	32,600	-59,765	30
Morbi	1,30,969	1,25,650	1,33,150	7,500	2,181	6
Palitana	20,000	22,600	29,700	7,100	9,700	3
Porbandar	8,800	7,500	8,700	1,200	-100	2
Rajula	53,100	43,100	46,900	3,800	-6,200	2
Savarkundala	21,300	21,500	24,000	2,500	2,700	3
Shapar	1,96,500	1,17,400	1,40,400	23,000	-56,100	6
Surendranagar	2,34,200	1,64,000	1,79,000	15,000	-55,200	2
Talaja	1,46,350	1,76,900	1,92,900	16,000	46,550	8
Tankara-Neknam	3,85,950	3,47,400	3,82,300	34,900	-3,650	18
Targhadi	1,88,400	1,20,700	1,28,950	8,250	-59,450	7
Tramba-Sardhar	48,000	32,000	36,000	4,000	-12,000	1
Una	70,000	63,600	71,300	7,700	1,300	6
Wankaner	3,12,800	2,23,400	2,32,800	9,400	-80,000	4
TOTAL	52,15,836	43,30,284	47,81,464	4,51,180	-4,34,372	250



GUJCOT TRADE ASSOCIATION

MONTHLY PRESSING REPORT May-2020

North Gujarat

Station	May-19	Apr-20	May-20	MoM Change	YoY Change	Fact. In Operation
Visnagar	1,68,145	1,42,400	1,53,700	11,300	-14,445	5
Vijapur-Mansa	5,04,100	3,52,871	3,60,971	8,100	-1,43,129	6
Harij	2,24,899	1,89,100	2,25,240	36,140	341	17
Radhanpur	51,114	39,900	39,900		-11,214	
Idar-Sabarkantha	17,305	16,326	17,826	1,500	521	1
Idar-Raiya						
Himmatnagar	66,064	42,500	45,900	3,400	-20,164	2
Vadali-Sadatpura	9,000	8,100	8,100		-900	
Khedbrahma						
Kapadwanj	45,000	42,000	48,000	6,000	3,000	1
Viramgam	99,140	62,619	84,419	21,800	-14,721	10
Kadi	16,41,190	13,10,280	13,79,980	69,700	-2,61,210	28
Mandal-Bahucharaji	50,523	26,500	53,700	27,200	3,177	4
Bavla	9,950	22,300	26,300	4,000	16,350	1
Dholka	34,700	32,652	34,452	1,800	-248	3
Dhandhuka	56,993	47,925	69,225	21,300	12,232	11
Talod	14,545	12,900	13,500	600	-1,045	1
TOTAL	29,92,668	23,48,373	25,61,213	2,12,840	-4,31,455	90



RSB Cottex Limited



GUJCOT TRADE ASSOCIATION

MONTHLY PRESSING REPORT Apr-2020

Main Line

Station	May-19	Apr-20	May-20	MoM Change	YoY Change	Fact. In Operation
Karjan	1,10,400	80,262	96,762	16,500	-13,638	3
Dabhoi	7,500	11,200	13,400	2,200	5,900	1
Golagamdi	9,000	9,000	10,000	1,000	1,000	1
Handod	49,400	67,000	79,500	12,500	30,100	3
Bodeli	1,01,200	1,26,000	1,41,900	15,900	40,700	6
Kosindra	27,700	33,000	35,600	2,600	7,900	2
Pavijetpur	20,000	28,100	32,200	4,100	12,200	1
Kaledia	1,21,600	1,16,097	1,21,897	5,800	297	3
Palej	21,200	16,900	21,000	4,100	-200	1
Bharuch	5,000	3,000	3,000		-2,000	
Mandala	29,818	13,836	16,654	2,818	-13,164	1
Nizar	15,000	25,000	25,000		10,000	
Hansot	4,200	5,500	6,950	1,450	2,750	1
Badalpur	8,500	21,600	24,200	2,600	15,700	1
Sinor	6,000	6,000	6,000			
Olpad	1,200	1,200	1,476	276	276	1
Valiya	450	14,000	15,932	1,932	15,482	1
TOTAL	5,38,168	5,77,695	6,51,471	73,776	1,13,303	26

Kutch

Station	May-19	Apr-20	May-20	MoM Change	YoY Change	Fact. In Operation
Abdasa	12,500	12,200	13,200	1,000	700	1
Anjar	2,13,432	1,54,750	1,74,200	19,450	-39,232	5
Bhuj	50,317	26,160	26,160		-24,157	
Mandvi	42,547	36,500	39,100	2,600	-3,447	2
Nakhatrana						
Rapar	13,600	10,600	12,100	1,500	-1,500	1
TOTAL	3,32,396	2,40,210	2,64,760	24,550	-67,636	9



Basil Commodities Pvt. Ltd.



GUJCOT TRADE ASSOCIATION

MONTHLY PRESSING REPORT Apr-2020

Again Team Gujcot thanks our direct and indirect helpers.

For Data Collection

We are thankful to

Shri Manishbhai - Anjar

Shri Mukeshbhai Purohit

Nileshbhai - Manager SGA

Premjibhai - Manavadar

Kalpeshbhai - Manager

Gujcot Trade Association

For Data Verification

We are thankful to

Shri Jatinbhai - Vijapur

Shri Sujalbhai

Shri Pravinbhai

Shri Jagdishbhai Soni

Shri Chetanbhai Shree Gita Group - Morbi

Shri Kishorbhai - Talaja

Shri Jaytibhai -Botad

Once again thanks to whole Gujarat Cotton value chain for their co-operation.

For, Gujcot Trade Association

Akash Shah

[President]

For, Gujcot Trade Association

Ajay Shah

[Secretary]

Report Sponsors:

[Click on Sponsor's Logo to visit Sponsor's Website](#)



RSB Cottex Limited



Basil Commodities Pvt. Ltd.